

# Let's Play! Activities for Families

## LET'S GO CAMPING!

### Focusing on Engagement with Others, Materials and the World

Get outside and enjoy nature with real or pretend camping. Here are some ideas to create a fun camping experience with your child.



### CREATE THE ENVIRONMENT (INSIDE OR OUTSIDE)

"Let's Go Camping!" from *Let's Play!* (2019)

1. Tenting is fun! Use real tents, or chairs and blankets and sleeping bags.
2. Set up the area with a "campfire" made with pieces of wood, or red-yellow-orange papers.
3. If inside, paint a mural of the forest atmosphere; colourful trees, stars in the sky, and forest animals.



4. Camping is a soothing adventure. Spend quality time together by:

- reading your favourite books together
- collecting nature items in a basket
- watching the stars at night
- listening for animal sounds
- roasting marshmallows over the "fire"




### CAMPING ACTIVITIES

Ask your child what kind of activities they would like to do while camping. Some ideas are:

**Storytime** by the camp fire. It can occur day or night, inside or outside, real or pretend.


Read a book together such as "**Scare a Bear**" by Kathy-Jo Wargin.



<https://www.youtube.com/watch?v=VRQ-A4uGFpw>

VSB

Another camping story:



## Pete the Cat Goes Camping

By James Dean

<https://www.youtube.com/watch?v=Z9c8bKE7K44>

**Make a felt story** about the camping experience with the bear out of felt pieces or pictures. Re-tell the story and share your experiences of fun, fear and excitement in the woods. What do you hear, smell or feel out in the woods? Use all your senses.



**Making art outside** with all nature items.



Find little pieces of wood and make a hole to slide string through and then use beads to make your own necklace.

Find sticks and tie them together to make a boat. Use a leaf or paper for the sail.



Make your own TIC TAC TOE game out of wood, sticks and rocks of different colours.

**Making art inside** brings out your child's creativity with paints, glue, toilet paper rolls, ribbon, cotton balls and paper.



VSB



## Go fishing inside or outside!

You can catch some “cut out paper fish” with rods made with sticks, strings and magnets.



## Make a candle for a pest free outdoor experience!

You will need adult help.

1. Slice one lemon and one lime (this will be enough for two candles).
2. Add a couple of slices of lemon and lime to the jar.



3. Add a couple of sprigs of basil.

4. Fill jar with water to cover greens

5. Add in 10-15 drops of lemongrass oil. Stir.

6. Add in floating candle. Light the candle and enjoy a pest free summer!



## SONGS FOR THE CAMPFIRE EXPERIENCE

### I Met A Bear

*Sung to: "Skip to My Lou"*

I met a bear along the trail,  
I met a bear along the trail,  
I met a bear along the trail,  
I better step aside!

*Additional verses: I met a skunk; squirrel; deer*



VSB

## A Camping We Will Go

Sung to: "The Farmer and The Dell"

A camping we will go.  
A camping we will go.  
Hi ho we're off to the woods.  
A camping we will go.

Thomas will bring the food.  
Oh Thomas will bring the food.  
Hi ho we're off to the woods.  
A camping we will go.

Daphne will bring the tent.  
Oh Daphne will bring the tent.  
Hi ho we're off to the woods.  
A camping we will go.

*Continue with other supplies and change the children's names*

## Going Fishing

When I go fishing down at the brook, (Hold fishing pole over shoulder)  
I put a wiggly worm on my hook. (Put wiggly worm on hook)  
I toss it into water, (Swing pole into water)  
And hope with all my might,  
A little fish will swim on by. (Left hand-fingers together)  
And take a great big bite. (Move thumb away from fingers - then snap them back together)




## Campfire Pokey

Sung to: "Hokey Pokey"

You put your marshmallow in, You take your marshmallow out,  
You put your marshmallow in and you shake it all about,  
You do the campfire pokey, and you turn yourself about, And that's what it's all about, hey!

*Substitute "marshmallow" with hot dog, potato, apple, popcorn, and anything else that you can roast over the campfire.*

## REFERENCE



BC Ministry of Education (2019), *Let's Play! Activities for Families*

<https://www2.gov.bc.ca/assets/gov/education/early-learning/teach/>



We respectfully acknowledge that the land on which we gather is the unceded, traditional, and ancestral territory of the Coast Salish Peoples, including the territories of the xʷməθkʷəy̍əm (Musqueam), Skwxwú7mesh (Squamish), and Səlílwətaʔ/Selilwitulh (Tsleil-Waututh) Nations.

VS